

# Mid-Island Child Care Action Plan



# In Recognition



- **Partnership between**

City of Nanaimo

Regional District of Nanaimo

City of Parksville

Town of Qualicum Beach

District of Lantzville

- Recognition of social and economic importance of child care to communities.
- Funding provided by UBCM.



# About the Plan

## Methodology

### 4 Primary Activities:



1. Needs assessment and community profile including inventory spaces



2. Research looking at best practices and review of local by-laws and zoning policies



3. Engagement with community, including parents, child care providers, and First Nations

**905** parents

**126** child care providers

**73** stakeholders, including vulnerable and underserved populations, service providers

**3** First Nations



4. Workshops with 52 partners and stakeholders to develop a 10 year action plan

# Policy Content



## Local Governments

- Project partners have recognized that child care plays a critical role in economic development, poverty reduction, gender equality, social inclusion, and healthy child development.
- Local governments do not have the legislated mandate or resources to address child care needs on their own;
- But they do have a unique positioned leadership role to plan, coordinate, and convene partners.

# Policy Content

## Province of BC

- A 10-year plan for universal child care – with families paying no more than \$10 per day
  - New initiatives: capital funding, enhanced ECE wages, lower child care fees, increased subsidies for lower income families
  - Commitment to move child care to the Ministry of Education by 2023
- Universal before and after school

## Federal Government

- Direct support to programs for specific populations
- Early Learning and Care Bi-lateral Agreement with BC – support lower income families, training \$10 per day prototype sites & indigenous-led child care
- Commitment to a national child care system

# 10 Year Action Plan

## Four Key Goals



**1. Increase  
access**



**2. Improve  
affordability**



**3. Focus on  
quality**



**4. Strengthen  
partnerships**

---


**32** Recommendations  
for the Region

**21** Specific Recommendations  
for the Partners

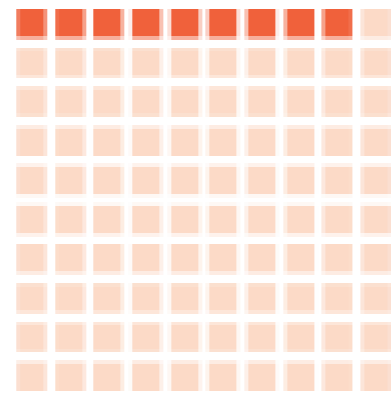
# Increase Access




## Current State – Region – All types of child care



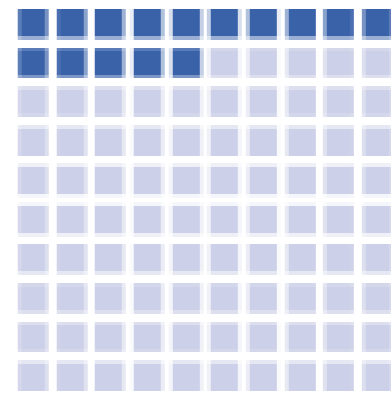
**29 spaces**  
per 100 children



**9 spaces**  
per 100 children  
under 3



**39 spaces**  
per 100 children  
3-5 not yet in school



**15 spaces**  
per 100 school  
age children  
(K – under 13 years)

# Increase Access

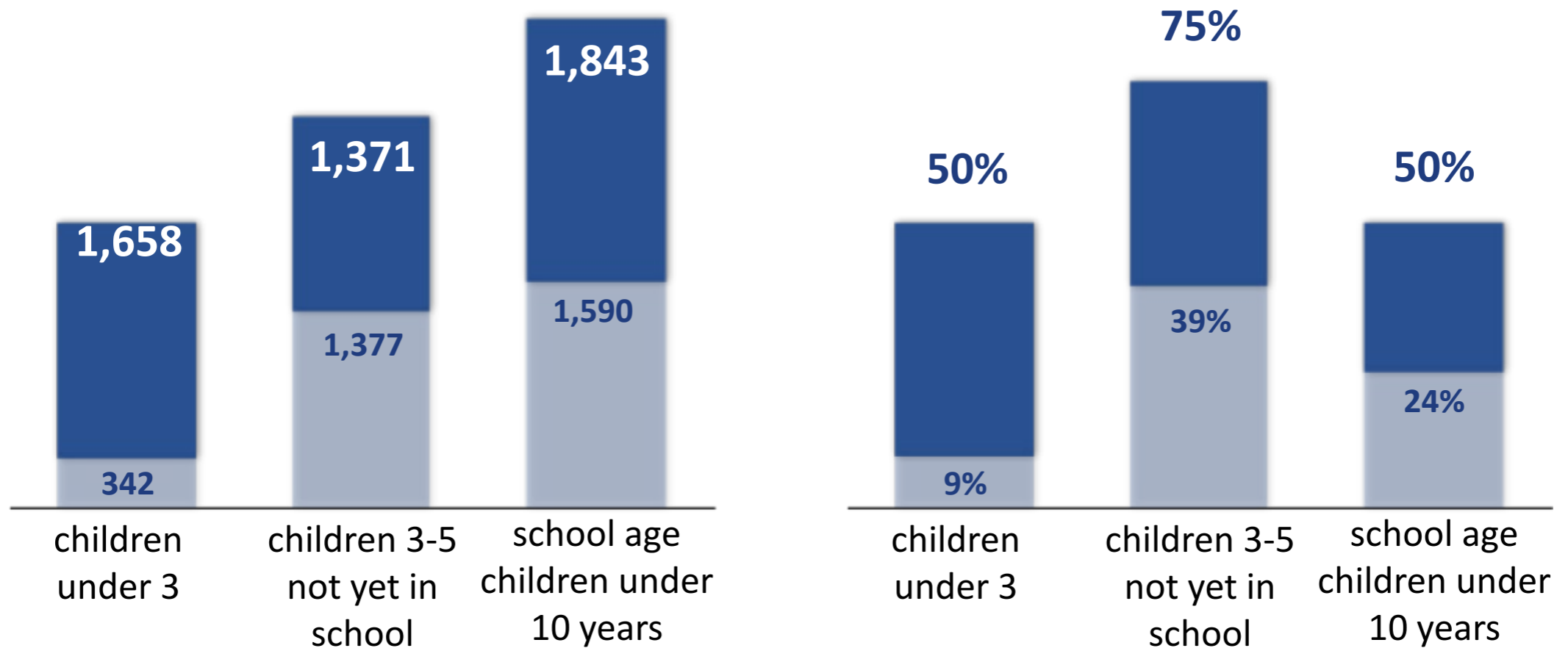


## Mid-Island Region – Group Child Care

Target: **4,872** new group child care spaces by 2030

**550**  
spaces already in  
development

Current Target



**SPACES**

**SPACES PER 100 CHILDREN**



**Table 10: Spaces Targets for Mid-Island Region, 2020-2030**

Age Group	Current Coverage Rate	Target Rate by 2030	Number of New Spaces Needed to Meet 2030 Target
0 to 2 years	9 spaces per 100 children	50 spaces per 100 children	1,658 new spaces
3 to 4 years (and half of all 5-year-olds)	39 spaces per 100 children	75 spaces per 100 children	1,371 new spaces <sup>2</sup>
6 to 9 years (and half of all 5-year-olds)	24 spaces per 100 children	50 spaces per 100 children	1,843 new spaces

# Increase Access



## Key Challenges

Lack of spaces –

**82%** of child care programs have waitlists

**73%** of children were on a waitlist for over 6 months

→ Hours of operation - limited options for those who work shifts or on weekends

→ Already underserved and more vulnerable populations face additional barriers



## Key Actions

- Develop a Mid-Island Region Child Care Policy
- Establish an on-going Child Care Action group
- Endorse the Space Targets
- Access Provincial funds to build local government owned child care facilities
- Link child care to affordable housing, seniors' residences, and transit expansion/improvement
- Explore and pilot, with providers, child care that offers non-traditional hours

# Improve Affordability



## Key Challenges

→ **71%** of parents noted cost of child care as a barrier

→ **23%** of children under six live in low-income families

→ Median income for lone parent with children under six: **\$27,824**

→ Child care for a two-year-old costs a minimum of **\$12,000 per year**.

→ Disproportionate impact on low-income families

## Recommendations

- Support not-for-profit child care operators
  - Grants for facility costs or to offer extended hours
  - Lease or rent land at below-market rate or for free
- Advocate to senior levels of government to reduce fees

# Focus on Quality



## Key Challenges

- Lack of qualified and experienced staff
- Research shows on average that non-profit/public-operated spaces offer better quality - **71%** of current child care operated by for-profits and home-based providers
- **48%** of child care operators reported staff turnover
- **90%** of those identified challenges filling positions

## Recommendations

- Increase the number of not-for-profit and publicly operated programs
- Lead on supporting and recruiting highly qualified ECE staff
- Support the Province's "Early Care and Learning Recruitment and Retention Strategy"

# Strengthen Partnerships



## Recommendations

- Collaborate on use of publicly owned land/facilities
- Build supportive and learning relationships with First Nations and Métis
- Pursue partnership opportunities with employers
- Build a partnership and joint planning protocol with school districts
- Work with not-for-profit child care providers on collaboration that support their existing services and potential expansion
- Continue to support and collaborate with the Early Learning and Child Care Council (“ELCO”)

# Implementation, Monitoring and Reporting



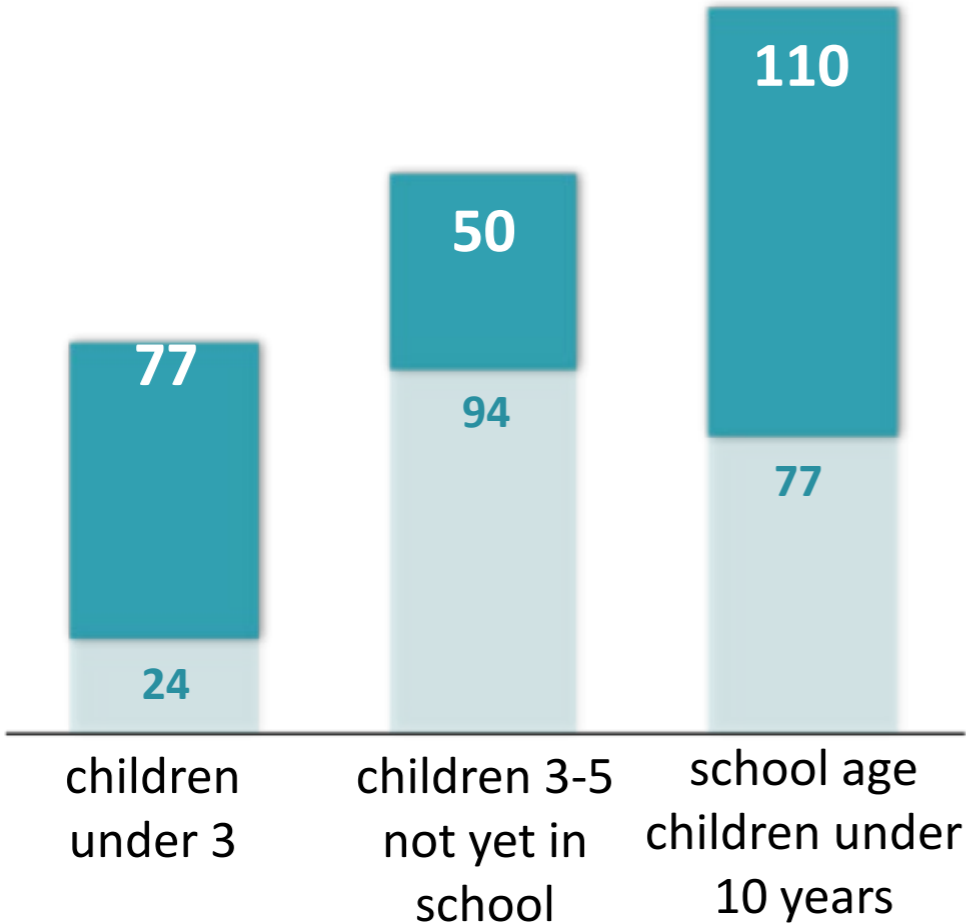
## Recommendations

- Establish a Child Care Action group
- Create a cross-jurisdictional staff position to focus on child care
- Annual progress reports to document successes, challenges, and learnings

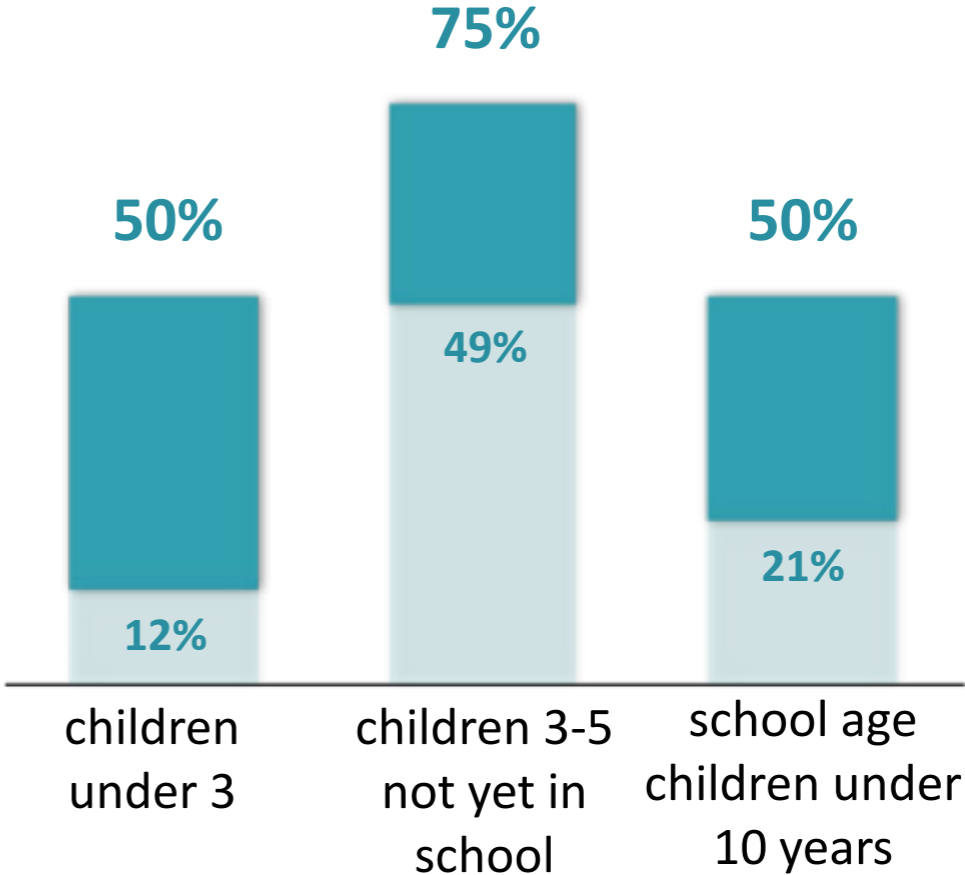


**Targets: 237** new group child care spaces by 2030

Current Target



**SPACES**



**SPACES PER 100 CHILDREN**

Table 19: Current Child Care Spaces, 2020 vs 2030 Child Population, City of Parksville

Age Group	Current Situation			Projected 2030 Population (with no new Spaces added)	
	Number of Children (2020)	Number of Spaces	Current Spaces per 100	Number of Children (2030)	Space per 100 children
0 to 2 years	202	24	12	202	12
3 to 4 years (and half of all 5-year-olds)	192	94	49	192	49
6 to 9 years (and half of all 5-year-olds)	373	77	21	373	21





## Key Recommendations

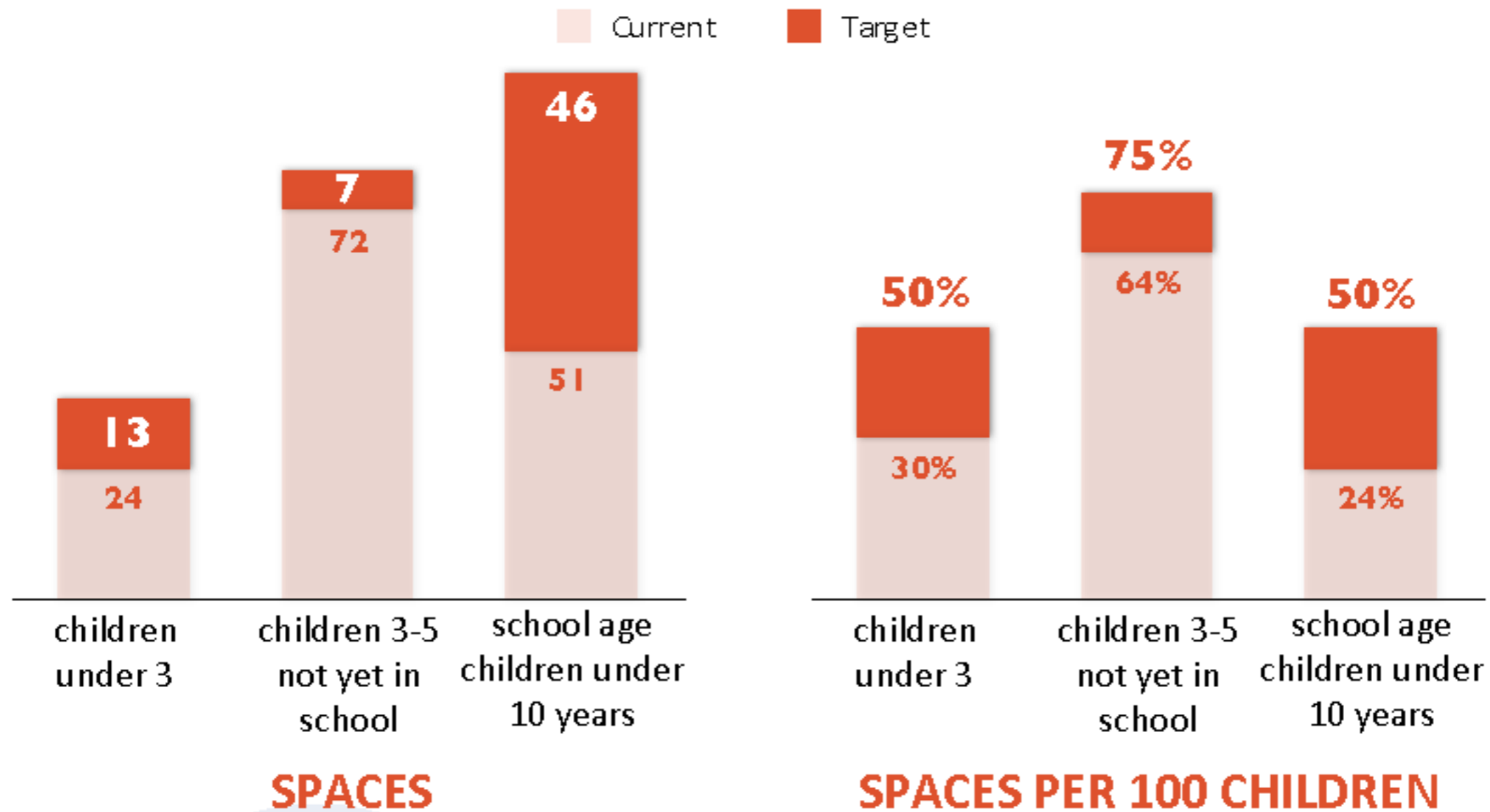
(in addition to the Regional ones)

- Amend the OCP to clearly identify the importance of child care, include specific strategies to facilitate development of new spaces
- Review zoning by-laws and regulations to reduce barriers and prioritize child care

# Town of Qualicum Beach



**Targets: 66** new group child care spaces by 2030



# Town of Qualicum Beach



## Key Recommendations

(in addition to the Regional ones)

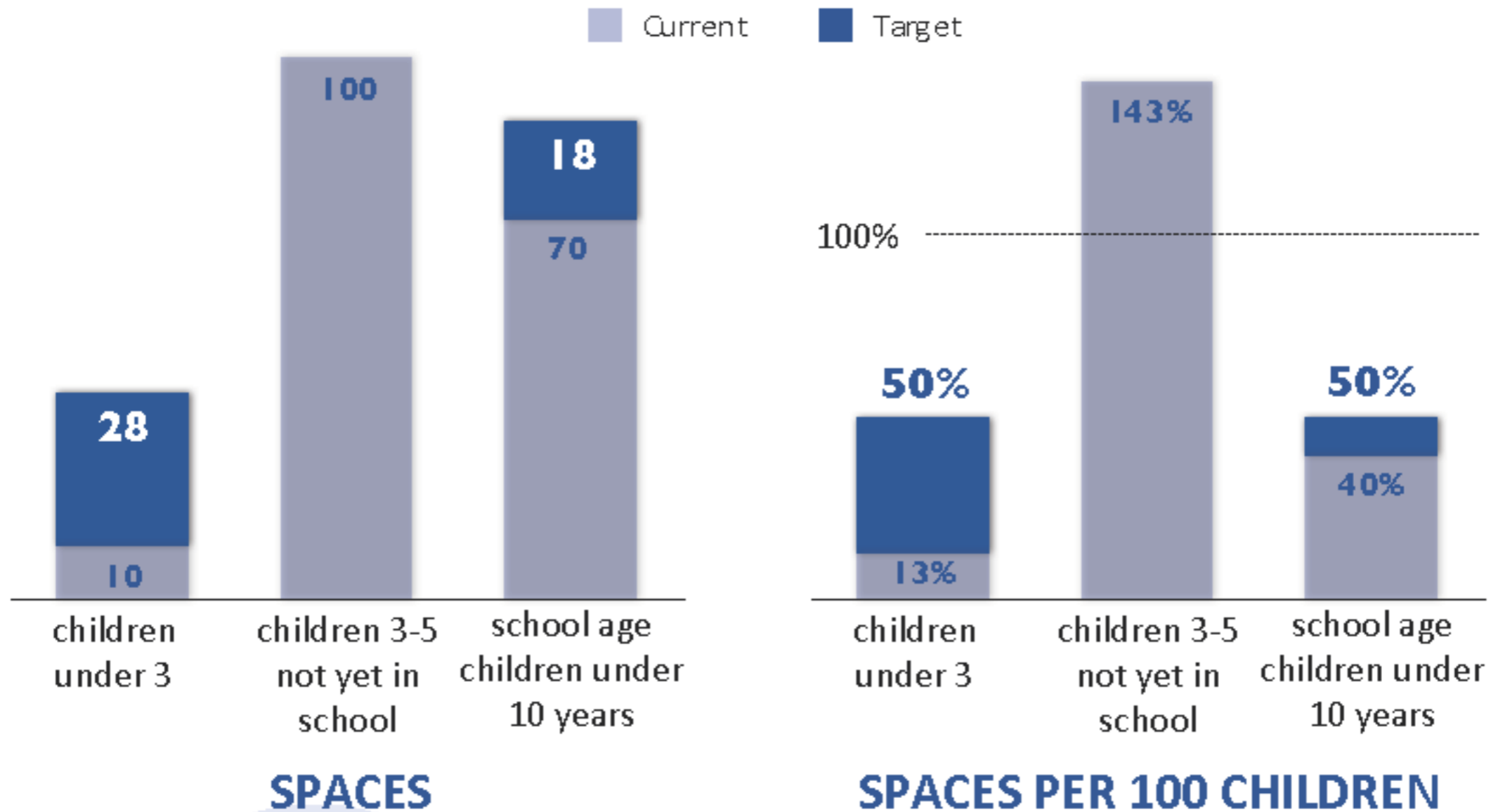
- Amend the OCP to clearly identify the importance of child care, include specific strategies to facilitate development of new spaces
- Review by-laws and regulations to reduce barriers and prioritize child care



# District of Lantzville



**Targets:** 46 new group child care spaces by 2030



# District of Lantzville



## Key Recommendations

(in addition to the Regional ones)

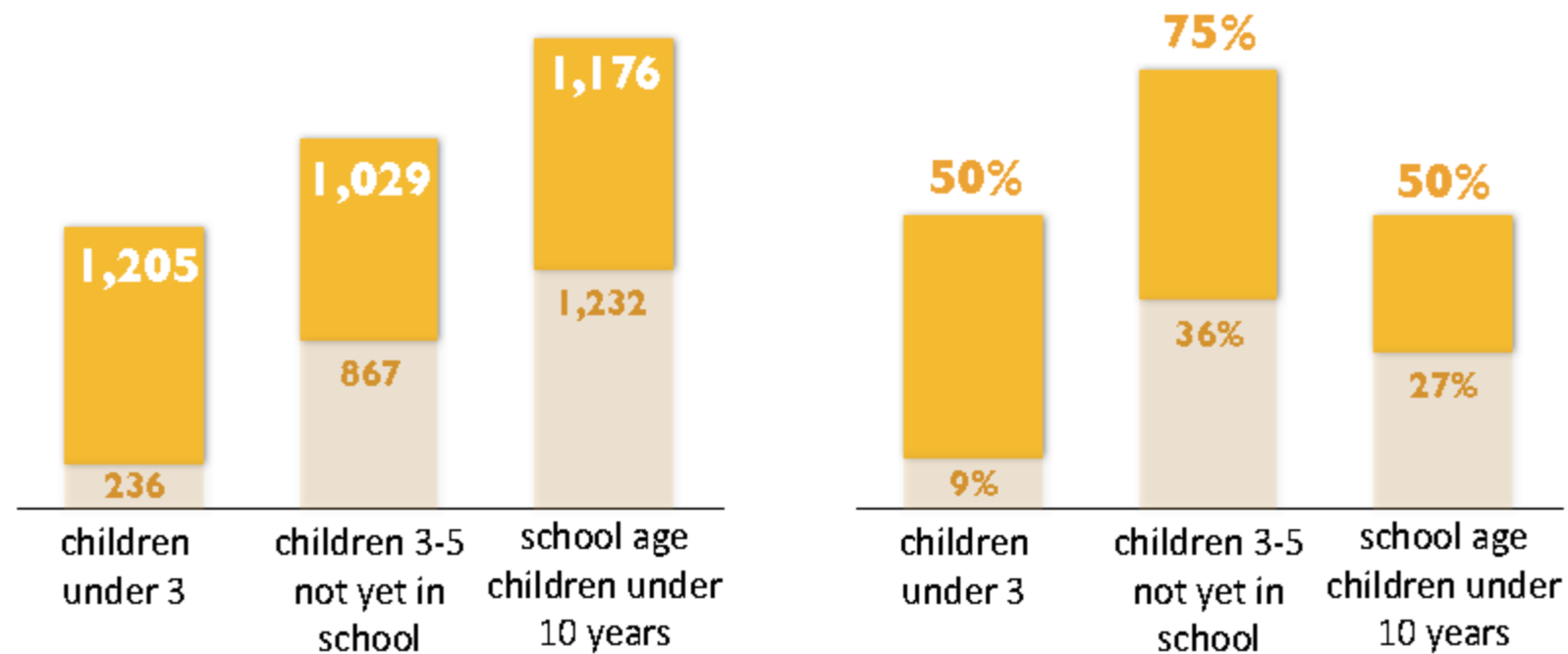
- Amend the OCP to clearly identify the importance of child care, include specific strategies to facilitate development of new spaces
- Review by-laws and regulations to reduce barriers and prioritize child care

# City of Nanaimo



**Targets: 3,410** new group child care spaces by 2030

Current Target



**SPACES**

**SPACES PER 100 CHILDREN**



## Key Recommendations

(in addition to the Regional ones)

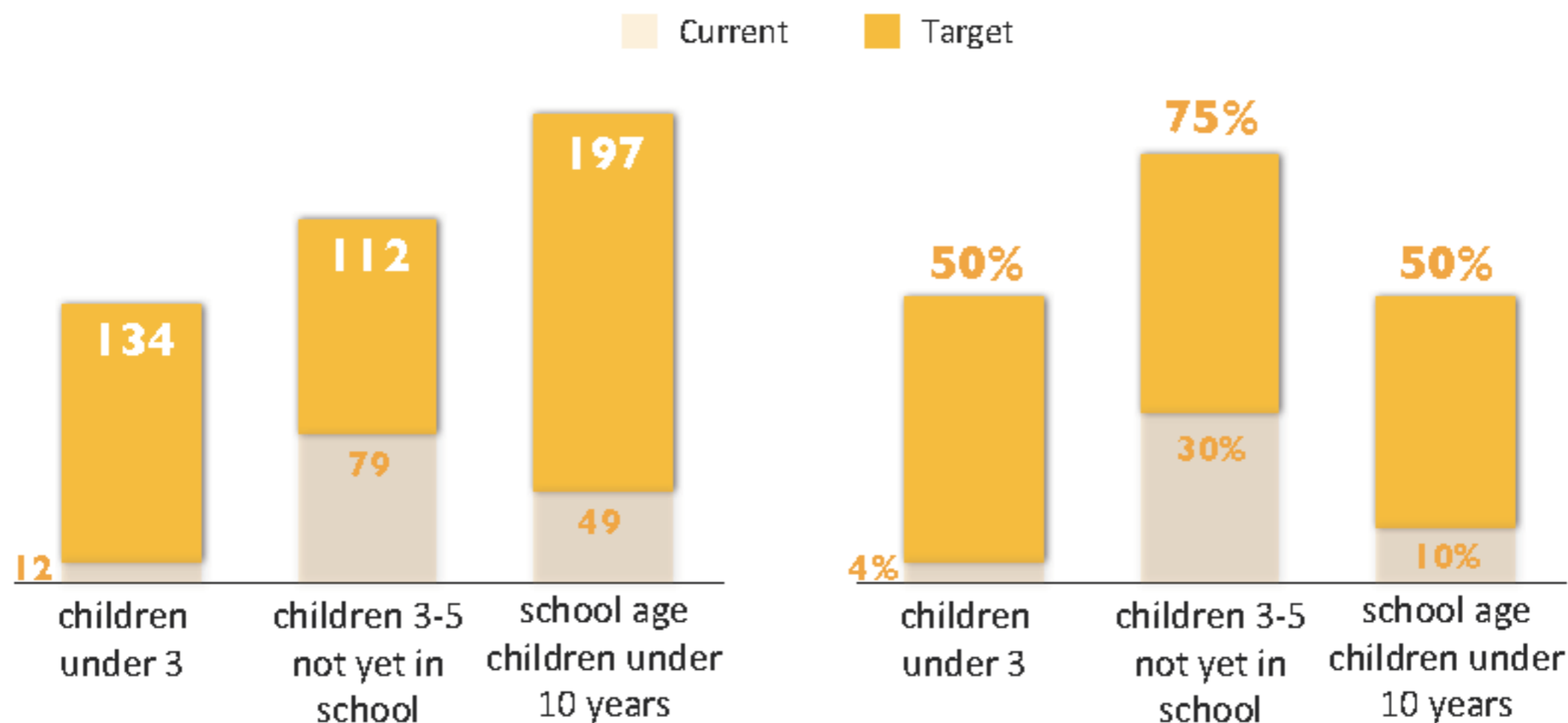
- Include child care in the City's next Strategic Plan (2023-2027) and identify child care as a priority for the Strategic Infrastructure Reserve (enacted January 2020).
- Amend the OCP to clearly identify the importance of child care, include specific strategies to facilitate development of new spaces
- Review zoning by-laws and regulations to reduce barriers and prioritize child care

# Regional District of Nanaimo-

## Unincorporated Electoral Areas A, B, C



**Targets: 443** new group child care spaces by 2030



**SPACES**

**SPACES PER 100 CHILDREN**

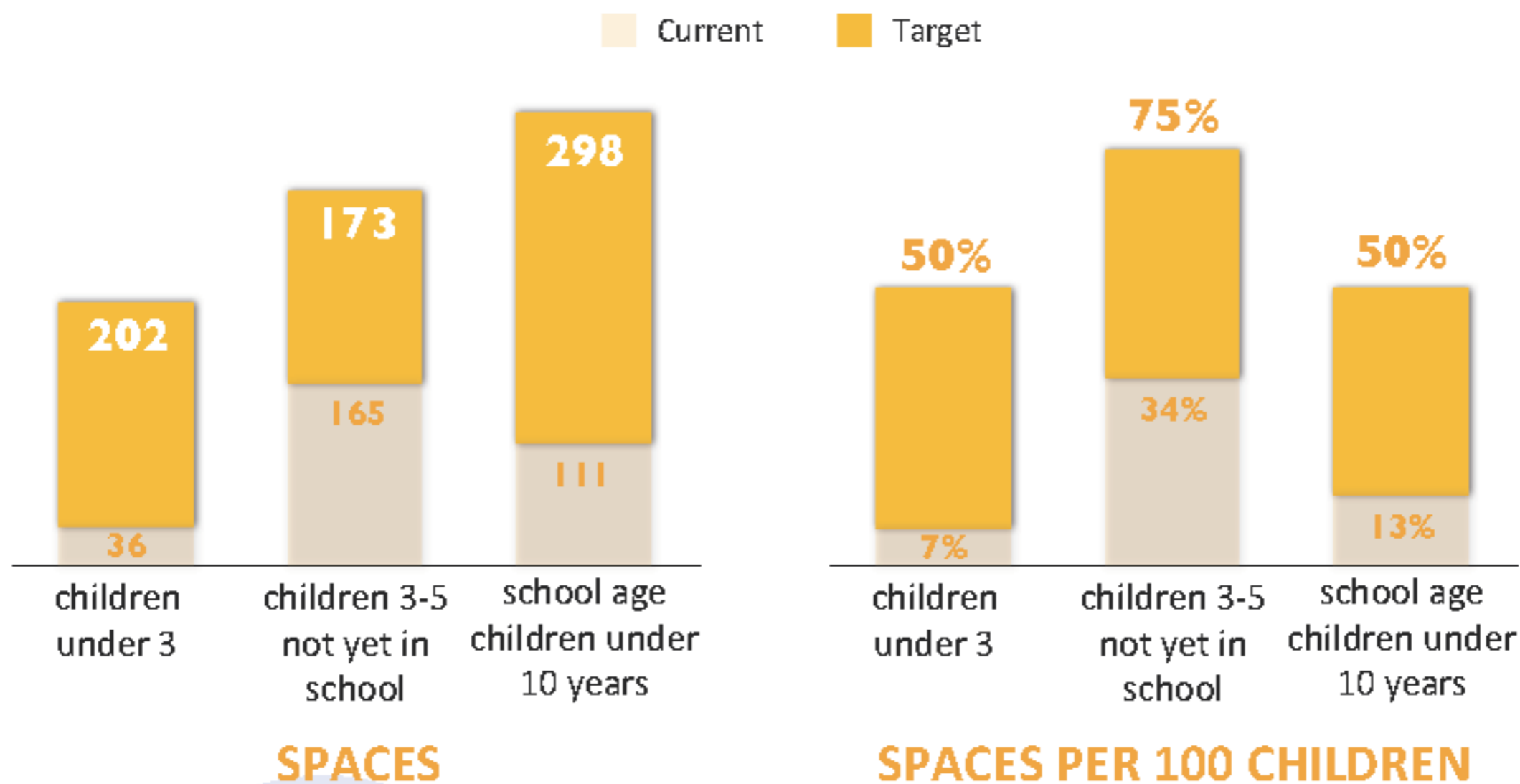


# Regional District of Nanaimo-

## Unincorporated Electoral Areas E, F, G, and H



**Targets: 673** new group child care spaces by 2030



# Regional District of Nanaimo-

## Unincorporated Electoral Areas A, B, C, E, F, G, and H



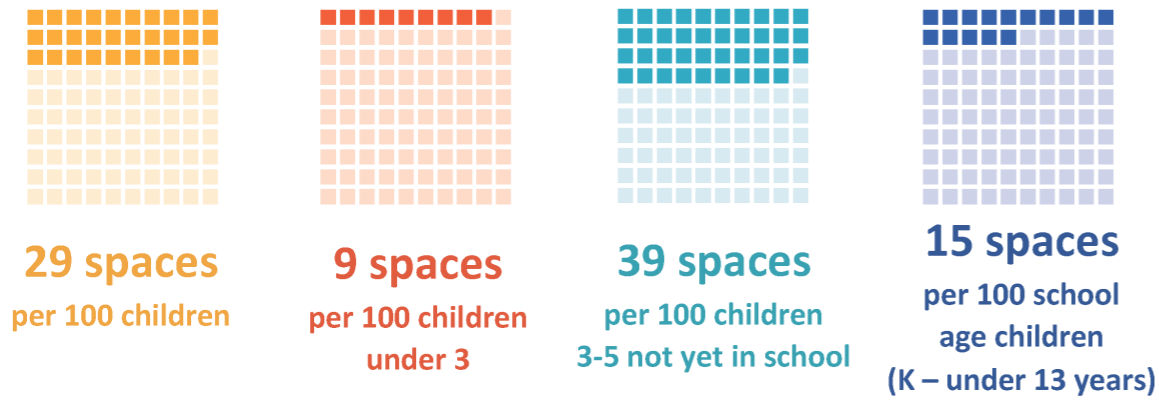
### Key Recommendations

(in addition to the Regional ones)

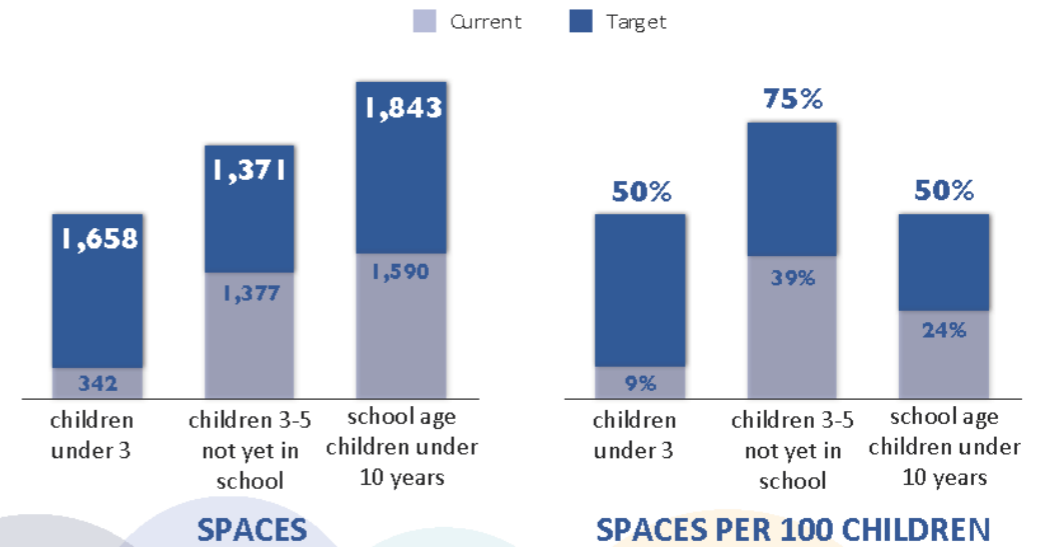
- Amend the OCP's to clearly identify the importance of child care, include specific strategies to facilitate development of new spaces
- Review by-laws and regulations to reduce barriers and prioritize child care

# Increase Access

## Current State – Region – All types of child care



## Mid-Island Region – Group Child Care Target: **4,872** new group child care spaces by 2030



## City of Parksville



## Targets: **237** new group child care spaces by 2030

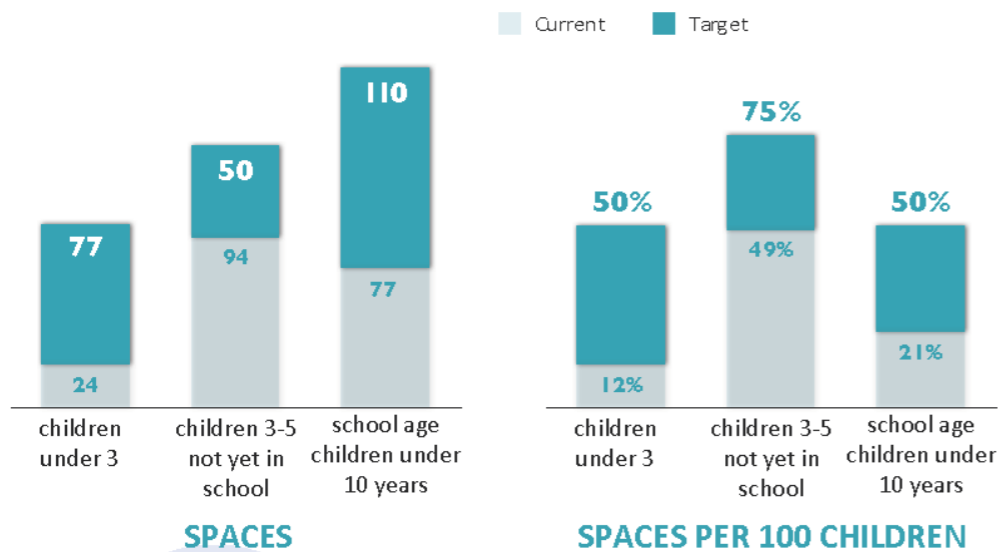


Table 10: Spaces Targets for Mid-Island Region, 2020-2030

Age Group	Current Coverage Rate	Target Rate by 2030	Number of New Spaces Needed to Meet 2030 Target
0 to 2 years	9 spaces per 100 children	50 spaces per 100 children	1,658 new spaces
3 to 4 years (and half of all 5-year-olds)	39 spaces per 100 children	75 spaces per 100 children	1,371 new spaces <sup>2</sup>
6 to 9 years (and half of all 5-year-olds)	24 spaces per 100 children	50 spaces per 100 children	1,843 new spaces



## Mid-Island Region Child Care Action Plan

December 18, 2020

